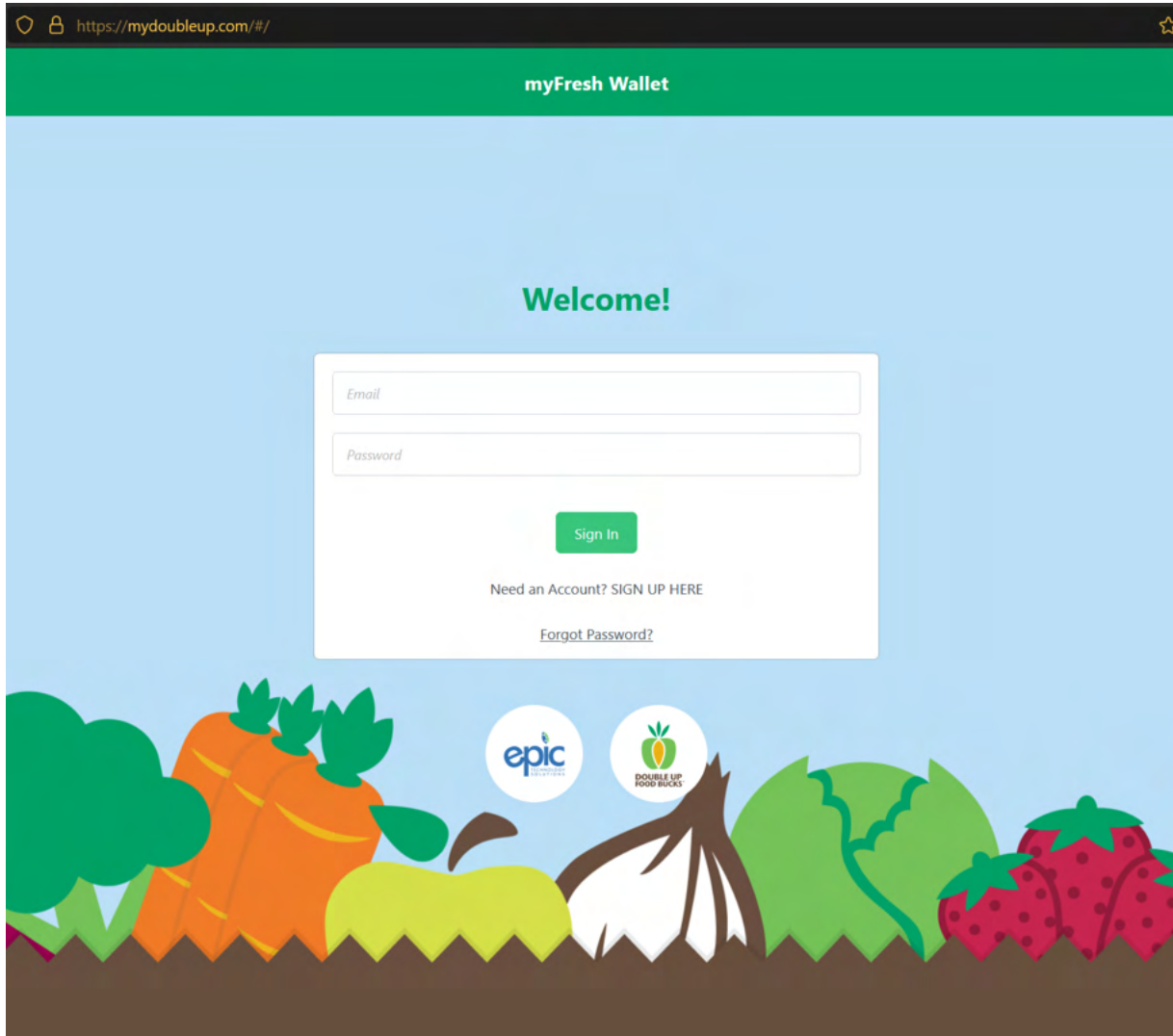


Access DUFEB data with mydoubleup.com

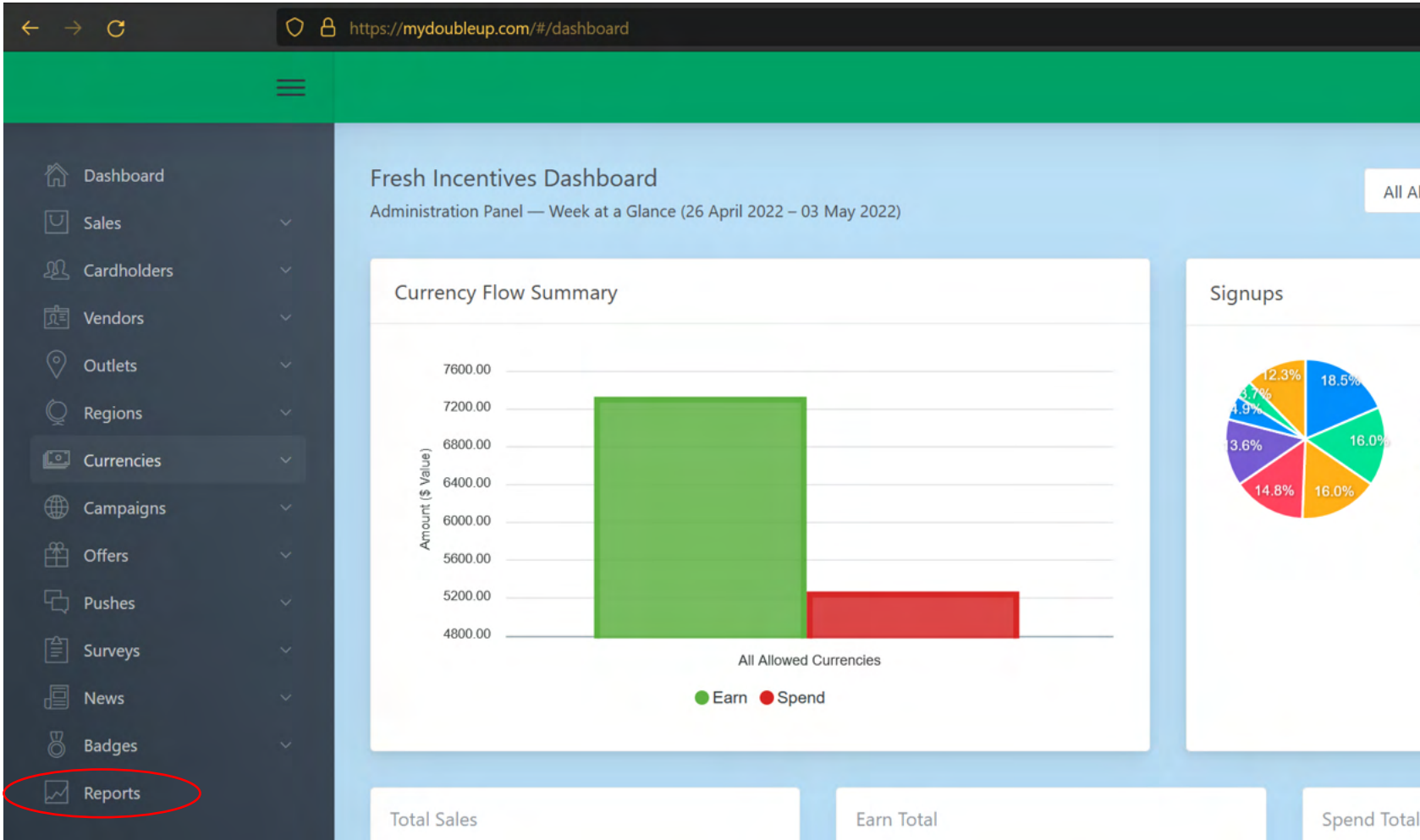


Visit <https://mydoubleup.com/#/>

Login using your same email and password as the Fresh Incentives App.



**DOUBLE UP
FOOD BUCKS
NEW YORK**
A PROGRAM OF FIELD & FORK NETWORK



Once logged in, you will be directed to your dashboard.

Select "Reports" at the bottom of the list on the left side of your screen.

Selecting Your Report

The screenshot shows a web browser window with the URL <https://mydoubleup.com/#/reports>. The page has a green header and a dark sidebar on the left with navigation items: Dashboard, Sales, Cardholders, Vendors, Outlets, Regions, Currencies, Campaigns, Offers, Pushes, Surveys, News, Badges, and Reports. The main content area is titled 'Report Parameters' and contains a 'Report:' dropdown menu. The dropdown menu is open, showing a list of report options: 'Tender Type Summary', 'Tender Type Detail' (circled in red), 'SNAP Sales (Batch)', 'Cardholder Statistics', 'Usage Statistics', 'Outlet Detail by Vendor', 'Vendor Payout', 'Zip Data', 'Top Cardholders', 'Token Liability', 'Quarterly', 'Integrated Lanes', 'Conversions In (Vouchers)', and 'reports.referrals'. A green 'Run Report' button is visible below the dropdown menu. The footer of the page reads 'Fresh Incentives Dash v4.0.2 | © 2022 Epic Technology Solutions LLC'.

For monthly reporting on DUF^B transactions, earning, and spending, select Tender Type Detail.

Other reports can provide other data, feel free to play around!

Select Your Currency, Store, and Dates

Report Parameters

Report:
Tender Type Detail ▾

Currency:
Double Up ▾

Target Data:
Earn and Spend Token Conversions

Outlets:
Outlets (1 Selected) ▾

Run as Vendor:
Self ▾

Start Date: April 2022

Su	Mo	Tu	We	Th	Fr	Sa
27	28	29	30	31	1	2
3	4	5	6	7	8	9
10	11	12	13	14	15	16
17	18	19	20	21	22	23
24	25	26	27	28	29	30

End Date: April 2022

Su	Mo	Tu	We	Th	Fr	Sa
27	28	29	30	31	1	2
3	4	5	6	7	8	9
10	11	12	13	14	15	16
17	18	19	20	21	22	23
24	25	26	27	28	29	30

Run Report

Select “Double Up” for currency (Virtual SNAP token markets can select SNAP as currency for SNAP sales).

Select “Earn and Spend” for Target Data.

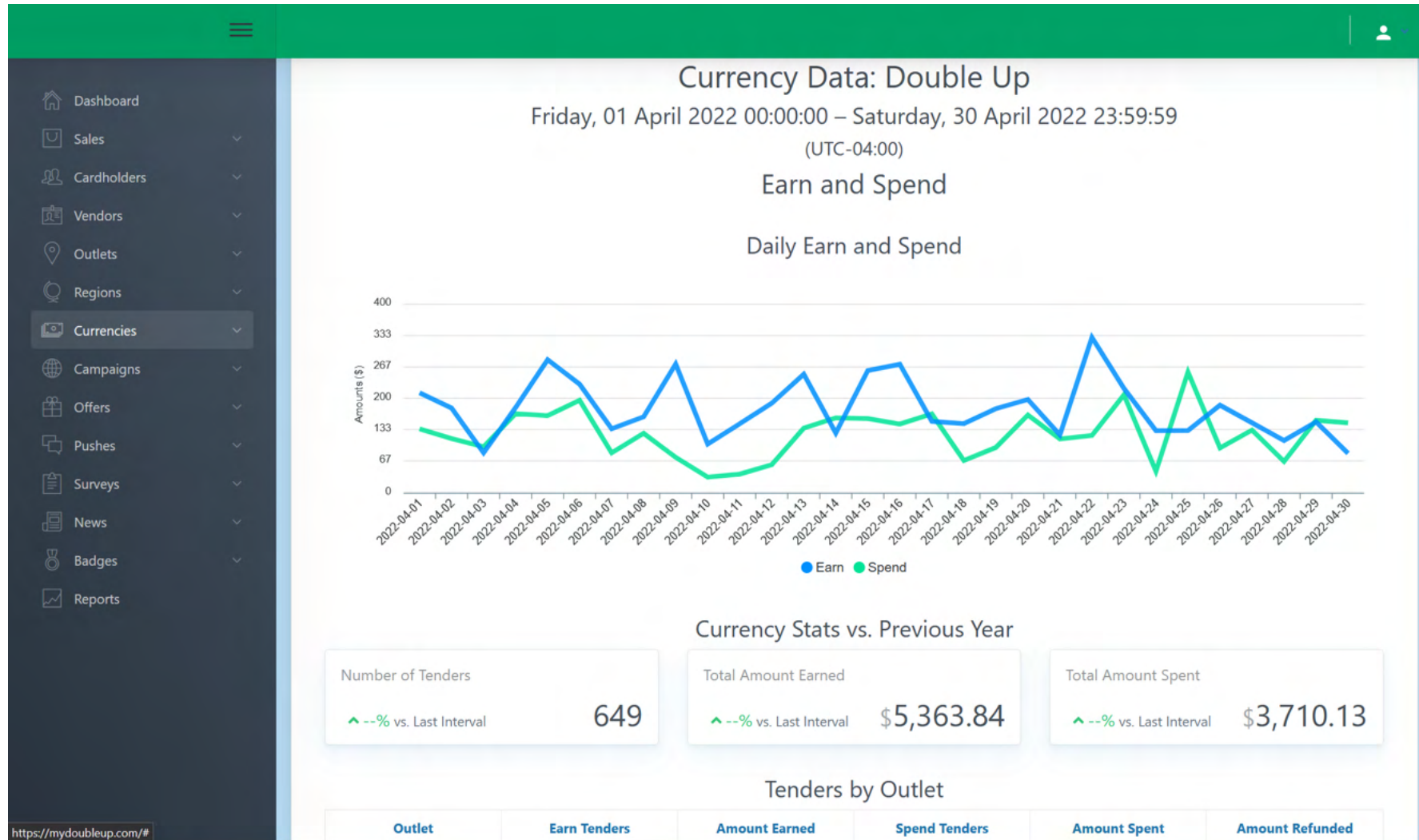
Select your store for Outlets.

Select applicable dates for the data you are looking to capture.

Click Run Report.



Report Output



- Scroll down to access report.
- Reports may take several minutes to generate.
- Capture necessary data and report monthly totals through our reporting portal.

Reporting Portal : <https://app.smartsheet.com/b/form/f45ec612a0e64d3cbfaa522a811b3175>



Selecting Your Report

The screenshot shows a web browser window with the URL <https://mydoubleup.com/#/reports>. The page has a green header and a dark sidebar on the left with navigation items: Dashboard, Sales, Cardholders, Vendors, Outlets, Regions, Currencies, Campaigns, Offers, Pushes, Surveys, News, Badges, and Reports. The main content area is titled 'Report Parameters' and contains a 'Report:' dropdown menu. The dropdown menu is open, showing a list of report options: 'Select a Report', 'Tender Type Summary', 'Tender Type Detail', 'SNAP Sales (Batch)', 'Cardholder Statistics' (circled in red), 'Usage Statistics', 'Outlet Detail by Vendor', 'Vendor Payout', 'Zip Data', 'Top Cardholders', 'Token Liability', 'Quarterly', 'Integrated Lanes', 'Conversions In (Vouchers)', and 'reports.referrals'. A green 'Run Report' button is visible to the right of the dropdown menu. The footer of the page reads 'Fresh Incentives Dash v4.0.2 | © 2022 Epic Technology Solutions LLC'.

For monthly reporting on new customers, repeat the previous steps, but select “Cardholder Statistics.”





**DOUBLE UP
FOOD BUCKS
NEW YORK**
A PROGRAM OF FIELD & FORK NETWORK